



Organic
Gardening
Grow Thyself

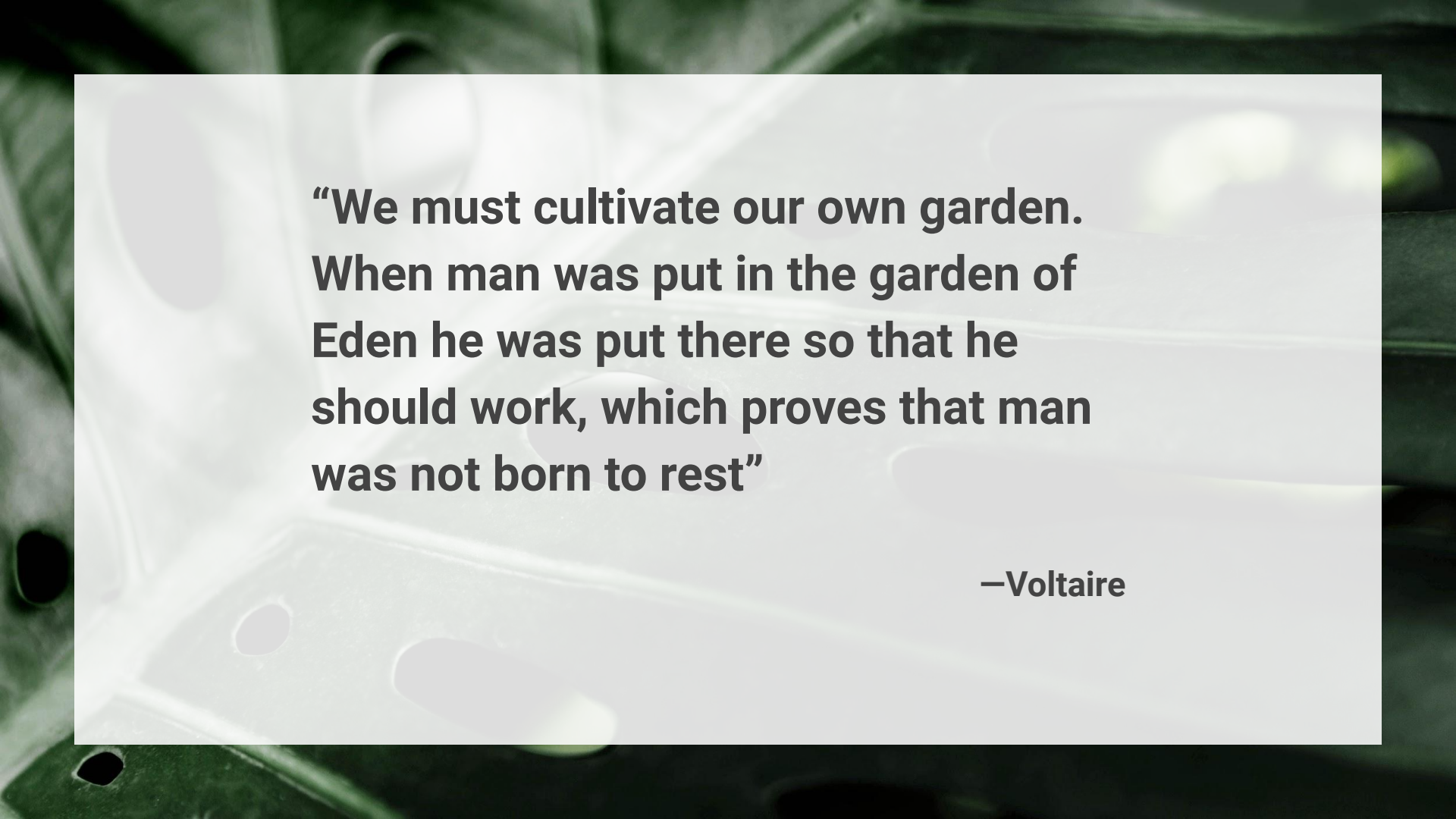
Jeffery Towery

Assistant Manager Marketing and Education



"Life is Hard....
...Compared to What?
-Voltaire





**“We must cultivate our own garden.
When man was put in the garden of
Eden he was put there so that he
should work, which proves that man
was not born to rest”**

—Voltaire



Agenda

1

Introduction

What's Organic? Know Thyself

2

Presentation

Types of Gardening, Where are you gonna garden? What's your budget? How much time have you got?

3

Conclusion

Gardening should be a pleasure not a burden, Resources, Questions.

What's Organic?

Growing naturally without harsh chemical fertilizers Herbicides or Pesticides that contribute to toxifying the environment



Know Thyself

- ☐ How much time and energy do you have?
- ☐ What kind of budget do you have?
- ☐ How much space do you have?
- ☐ What are you going to do with all those tomatoes?
- ☐ Could you kill a pet rock?



Ask Yourself What Your Goals Are.



Goals

- **Relax and De-Stress**
- **Grow Stuff**
- **Exercise and Sunshine**
- **Need better quality Food**
- **Supplement your Grocery Budget**



Limitations

- **Time**
- **Space**
- **Budget**
- **Resources**
- **Patience**



Think Outside the Box



Sprouts



Microgreens



Containers



Raised Beds

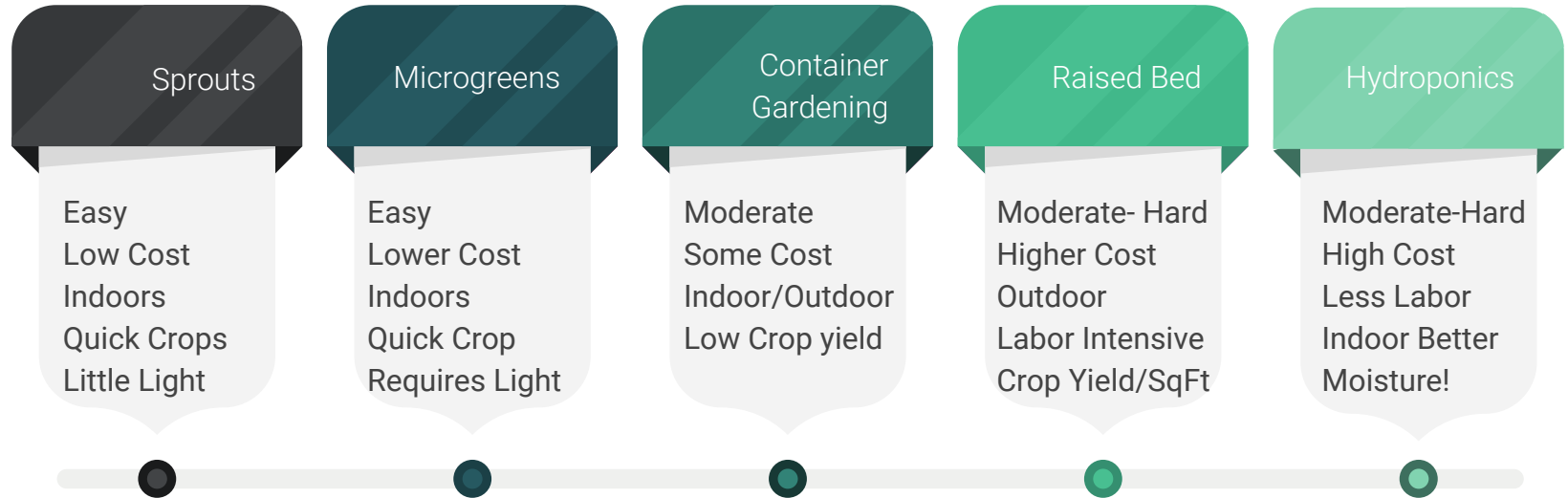


Hydroponics



40 Acres and a
Tiller

Types of Growing



Organic and Sustainable Chemistry

Make the Earth more fertile wherever you go...

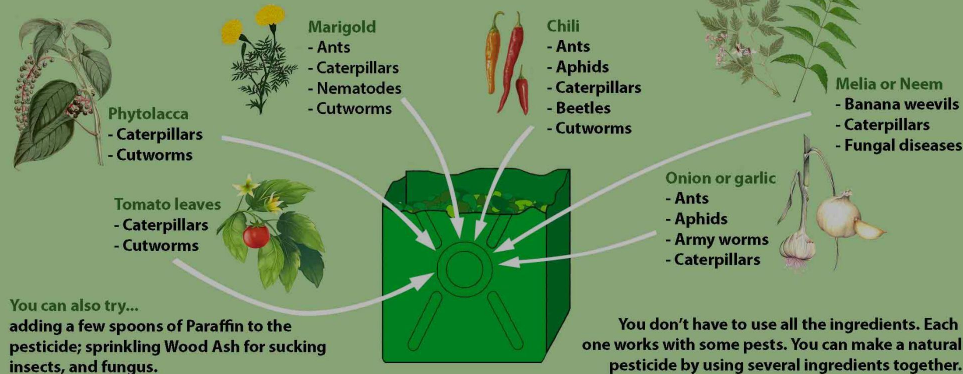


Organic and Sustainable Chemistry

Make the Earth more fertile wherever you go...

How to make a Natural Pesticide

Some natural pesticide ingredients and the pests they repel:



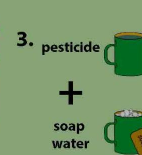
Step by Step



Cut the ingredients into small pieces and put them in a container with water and cover.



Leave covered for three days or boil for 20 minutes



Dilute each cup of pesticide with one cup of soapy water and apply it carefully on the plants.

How many ingredients do you need?

With five liters of water use:
- 6 cups tomatoe leaves
- 2 cups Phytolacca leaves
- 7 cups Marigold leaves
- 1 cups Chili
- 5 cups Neem/Melia leaves
- 7 bulbs onion/garlic

www.kilimohai.org

Organic and Sustainable Chemistry

Make the Earth more fertile wherever you go...

Fungicide	Active agent/ingredient	Rate /acre ¹
Actinovate AG	<i>Streptomyces lydicus</i> WYEC 108	3-12 oz
DoubleNickel LC	<i>Bacillus amyloquefaciens</i> strain D4747	See label
Green Neem concentrate	Extract of Neem oil	1 oz
Kaligreen	Potassium bicarbonate	2.5-3 lbs
Microthiol Disperss	Sulfur	14 oz
Serenade	<i>Bacillus subtilis</i> strain QST 713	14-20 oz
Sonata	<i>Bacillus pumilus</i> strain QST 2808	2-4 qt
Stylet-oil	Paraffinic oil	1-2 gal



Fertilizers

Can be DIY or Purchased

Pesticides

More difficult when organic gardening sometimes manual removal is actually most effective
Some are still toxic at high concentrations

Fungicides

Chemistry and Science to the rescue

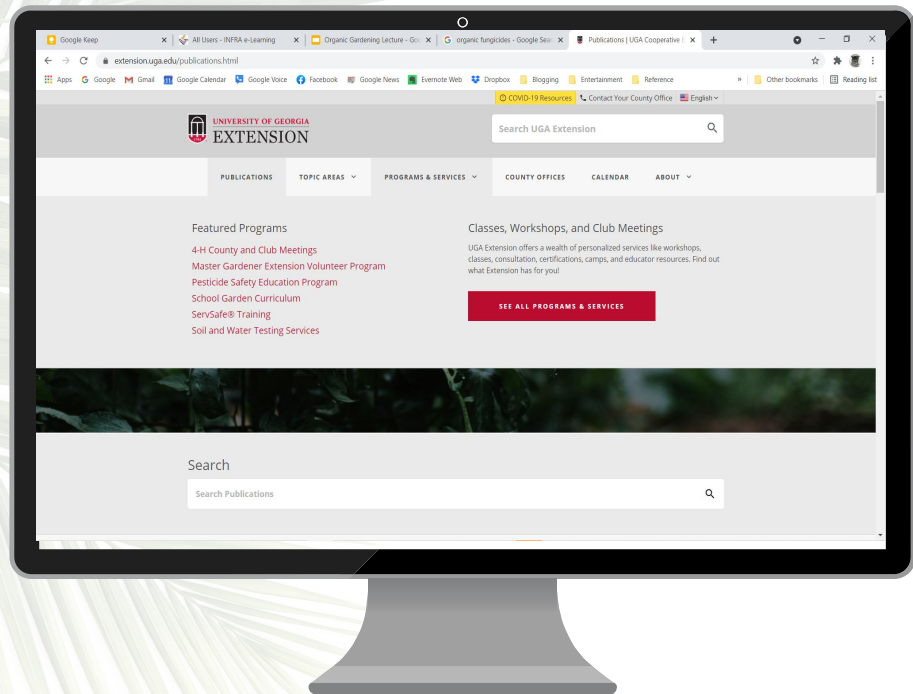


Do Your Homework
Resources



Community Gardening

Share the burden share the harvest



Soil and Water Testing

<https://extension.uga.edu/>

click on
“programs and services”
then
“Soil and Water Testing Services”
Cost \$6-\$15



The 7 Best Organic Potting Soils

- Miracle-Gro **Potting Mix.**
- Black Gold SURRBG16QT
Organic Potting Soil.
- Espoma AP8 8-Quart Organic
Potting Soil.
- Hoffman 10404 Organic
Cactus and Succulent **Soil**
Mix.
- Foxfarm Ocean Forest
Potting Soil (Our Top Pick)
- Michigan **Peat** 5720 Garden
Magic Potting Soil.
- Sun Bulb 5019 Better-Gro
Orchid Bark.

Buying Dirt

Buying Seeds and Plants

Non GMO

Have not been genetically modified in any way



Heirloom

denoting a traditional variety of plant which is not associated with large-scale commercial agriculture. And passes on predictable traits to its offspring. Versus Hybrids which can be a cross of Heirloom and other varieties.



Organic

Seeds can be GMO and Grown Organically.
Seeds Can be Heirloom and grown conventionally.
Just because is says Heirloom and Non-GMO doesn't mean it's also organic.

Read and Save your seed packs

valuable info

Front of the seed packet

name
(common & Latin)

TOMATO POLE
San Marzano
Lycopersicon lycopersicum

how long
before you
can eat 'em!

\$2.39
30 seeds

indeterminate
produces fruit
for a longer
period of time

WARM SEASON
80 DAYS from
transplanting
after last chance
of spring frost
Indeterminate type

heirloom
a variety at least
50 years old,
not genetically
modified, and
open-pollinated
(good stuff!)

HEIRLOOM
Classic Italian
paste tomato
considered by
many to be the
world's best. So
high-yielding,
plant will be
dripping with
fruit.



this means
it's a vine,
not a bush
(you'll need poles
to support it)

this means
these
are organic!
(No toxic pesticides
or inorganic
fertilizers)

Botanical
INTERESTS®

(pretty illustration)

Read and Save your seed packs

valuable info

Back of the seed packet

how long till sprouts come up after you plant seeds

how deep to plant seeds

(we don't do rows)
(we also don't thin)

how far apart to plant them

TOMATO POLE

San Marzano

Lycopersicon lycopersicum

Days to Emerge:
5 - 10 Days

Seed Depth:
1/8"

Seed Spacing:
A group of 3 seeds
every 24"

Row Spacing:
3'

Thinning:
When 2" tall thin
to 1 every 24"

Illustrated by
Susie Hyer

This low sugar, low-acid tomato has high solids content, excellent flavor and makes the best sauce. Ask any true Italian! Also called the "sausage" tomato, it's delicious on sandwiches. Used by gourmet chefs who slice diagonally and top with parmesan slices and pesto for an appetizer. Provide support for vigorous vines that reach 6 feet or more. *This packet plants approximately 24 plants when started indoors.*

When to sow outside: Recommended for mild winter climates only: 1 to 2 weeks before average last frost and when soil temperatures are at least 60° F.
When to start inside: RECOMMENDED. 6 to 8 weeks before average last frost.

★ ALL OUR SEEDS ARE UNTREATED



100% Certified Organic
by the Colorado Dept. of Agriculture

(no GMOs: no genetically modified organisms)
;))

cooking & plant care summary

when & where to plant them
(inside or out)

(you could cut this out and use it as a plant tag, but be careful not to cut into all of the info inside the packet.)
(and it would turn soggy when wet)

cut out for plant tag



Now Get to Growing!

Does anyone have any questions?

Jeffery Towery

Farmer's Natural Foods

info@farmersnaturalfoods.com

attn:OG Question




Gardening is Green

by connecting with the Earth you commit to be it's caretaker

Free Packet of seeds

*Come into the store
and tell us you "Got
your Organic On"
or
Share this video with
your friends
message us and we'll
hold a pack for you!*



You Are Invited To Our Customer Appreciation
38th Anniversary Celebration

20% OFF SALE

Fri-Sat May 7-8

Free Food & Product Samples
Door Raffles

Some restrictions apply see store for details

Farmer's Natural Foods

Keeping Our Community Healthy Since 1983

